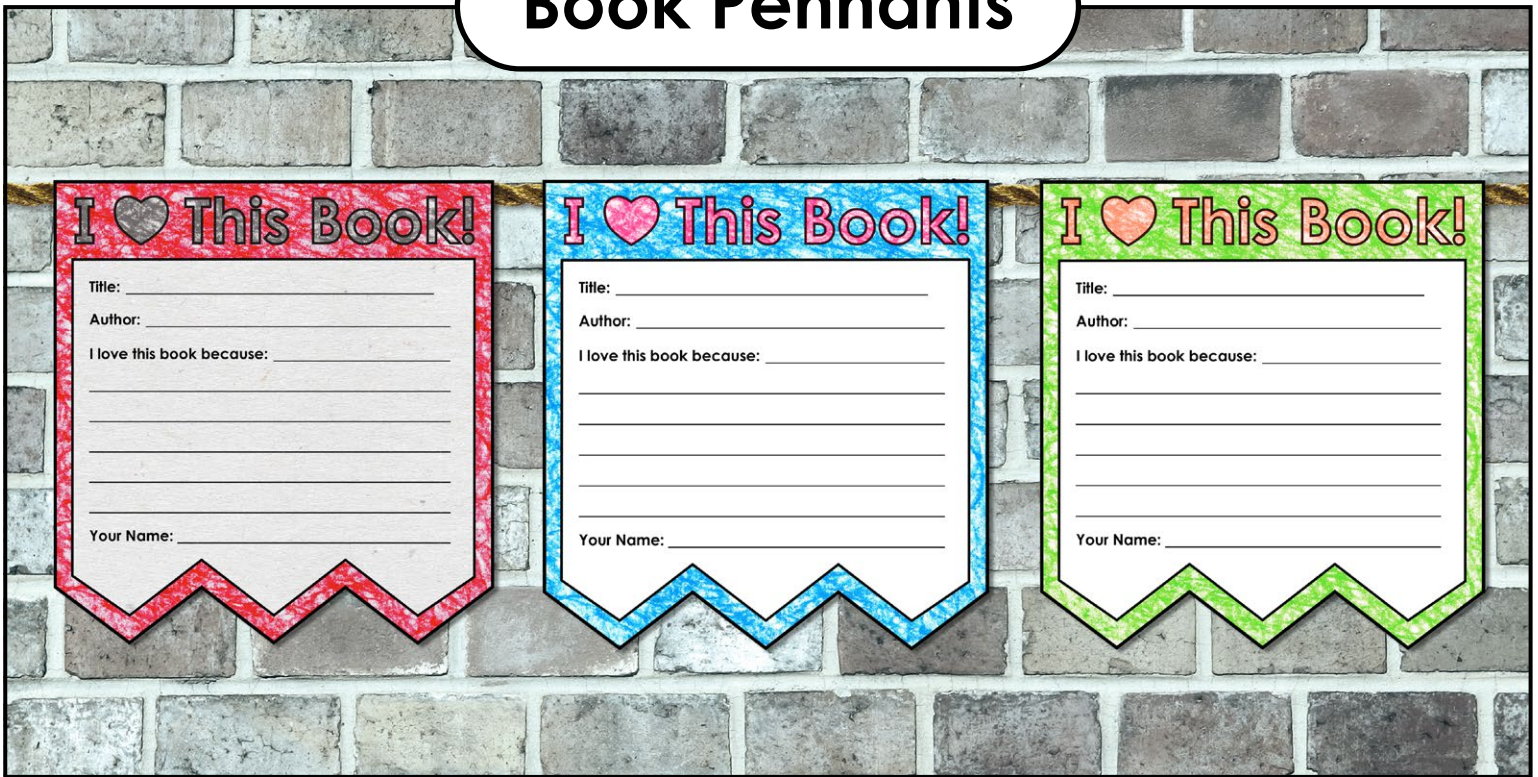





Book Pennants



Step 1: Print out one pennant for each student on card stock paper.

Step 2: Have each student make a pennant. They will complete the form, color the border, and cut it out.

Step 3: Fold each pennant along the line and glue it to a piece of string or rope.





Fold along this line.

I This Book!

Title: _____

Author: _____

I love this book because _____

Your Name: _____

Step 1: Complete the form. Write neatly.

Step 2: Color the header and the border.

Step 3: Cut out the pennant. Give it to your teacher.